







I-QWIK PROX SERIES



PROX STAND ALONE ACCESS CONTROL

Access Control

MARKS #		LOCKSET TYPE - PACKED PER CASE	# OF USERS	AUDIT TRAIL EVENTS	FINISH GROUPS	
IQ1PROX	IQ1P/26D				19 Black Powder Coat; 26D American Levers	26D Satin Chrome
		IQ1: Cylindrical Lockset - <i>PACKED 4 PER CASE</i> For i-Qwik/i-Que Options & Accessories, See Pages 26-27	3008	1180	799	873
		IQ2: Mortise Lockset - <i>PACKED 4 PER CASE</i> For i-Qwik/i-Que Options & Accessories, See Pages 26-27	3008	1180	1088	1161
		IQ7: Rim Exit Device Interface - <i>PACKED 6 PER CASE</i> Adapter plates operate most manufacturers Rim Exit Devices. Adapter plates for Mounting Exit Devices are sold separately, see page 27. For i-Qwik/i-Que Options & Accessories, See Pages 26-27	3008	1180	988	1062

Standard Features

- **CableGuard™** protects wires for easy installation
- Weatherproof standard
- Shielded electronics
- 16 Digit tactile metal keypad
- 3008 User capability
- 1180 Event audit trail (*Audit trail requires i-Dat module, see page 30*)
- 1600 Scheduled events
- 56 Programmable holidays
- Real time clock
- Multiple entry codes for max security
- Full scheduling features
- Pin only
- Terminator on/off
- Built in relay
- 3-10 Digit user code
- Temporary user codes
- First manager to arrive
- Panic alarm interface
- Two wire remote release
- Fire tower lock function
- Accepts HID cards and fobs in 26, 33 and 37 format
- Programmable by keypad or by use of the i-Dat software package (*i-Dat package sold separately, see page 30 for more information*)
- Privacy mode (*input to lockout keypad entry*)
- Scheduled/Manual passage mode
- Audible & visible entry indicator
- Audible low battery alert
- 4 "AA" batteries included
- **HI-SECURITY™ Cylinder Standard (Cylindrical Model Only)**
- Lifetime Mechanical Warranty; 2 Year Electronic Warranty
- **Additional Finishes, Consult Factory**

IQ1 PROX Cylindrical Lockset Specifications

Door Thickness: 1-3/4" standard
*Spacer kit available for thinner doors;
 For thicker doors consult factory.*

Handing: Non-handed

Key Override: Marks HI-SECURITY™ Cylinder std.
 Marks "C" Keyway, 6 pin w/2 keys,
 IC Core optional

Lock Body: Grade 2 Cylindrical "Survivor"

Latch: Grade 2, 2-3/4" backset,
 reversible with 9/16" throw,
 3 Hr UL fire rating

Clutch: The "Clutch" for trouble free service

Strike Plate: 4-7/8" ASA strike

IQ2 PROX Mortise Lockset Specifications

Door Thickness: 1-3/4" standard
*Spacer kit available for thinner doors;
 For thicker doors consult factory.*

Handing: Field reversible

Key Override: 1-1/8" Mortise cylinder, Marks "C" Keyway,
 6 pin w/2 keys, or 1-3/8" IC Core housing
 optional

Lock Body: Grade 1, Series 5, 2-3/4" backset,
 3/4" anti-friction latch, 3 Hr UL fire rating

Auxiliary Latch: 1/2" throw

Bolt Throw: 1" (*Optional deadbolt functions - Consult factory*)

Hubs: Steel, 5/16" square with security separator

Clutch: The "Clutch" for trouble free service

Strike Plate: 4-7/8" ASA standard

IQ7 PROX Rim Exit Device Interface Specifications

Door Thickness: 1-3/4" - 2-1/4" standard
*Spacer kit available for thinner doors;
 For thicker doors consult factory.*

Handing: Non-handed

Key Override: 1-1/8" Mortise cylinder,
 Marks "C" Keyway,
 6 pin w/2 keys, or 1-3/8"
 IC Core housing optional

Clutch: The "Clutch" for trouble free service

**Adapter plates operate most
 manufacturers Rim Exit Devices.
 Adapter plates for Mounting Exit Devices
 are sold separately, see page 27.**

How To Order Example for i-Qwik PROX Series Electronic Access Control Locksets

IQ	7PROX	—	F22
1. Lockset Series	2. Model Number	Dash	4. Options

- | | | | |
|-----------------------------|------------------------------------------------------------|-------------------------------------------------------------|---------|
| <input type="checkbox"/> IQ | <input type="checkbox"/> 1PROX (Cylindrical) | <input type="checkbox"/> 1P/26D (Cylindrical) | OPTIONS |
| | <input type="checkbox"/> 2PROX (Mortise) | <input type="checkbox"/> 2P/26D (Mortise) | |
| | <input type="checkbox"/> 7PROX (Rim Exit Device Interface) | <input type="checkbox"/> 7P/26D (Rim Exit Device Interface) | |