







I-QWIK LITE SERIES



NO-NONSENSE ACCESS CONTROL RIGHT OUT OF THE BOX

| MARKS # | | LOCKSET TYPE - PACKED PER CASE | # OF USERS | FINISH GROUPS | |
|---|---|--|------------|--|------------------|
| IQ1LITE | IQ1L/26D | | | 19 Black Powder Coat; with 26D American Levers | 26D Satin Chrome |
|  |  | IQ1: Cylindrical Lockset - <i>PACKED 4 PER CASE</i> | 160 | 441 | 515 |
|  |  | IQ2: Mortise Lockset - <i>PACKED 4 PER CASE</i> | 160 | 730 | 803 |
|  |  | IQ7: Rim Exit Device Interface - <i>PACKED 6 PER CASE</i> <i>Adapter plates operate most manufacturers Rim Exit Devices.</i> <i>Adapter plates for Mounting Exit Devices are sold separately, see page 27.</i> | 160 | 630 | 704 |

Access Control

Standard Features

- **CableGard™** protects wires for easy installation
- Standard ANSI door prep with one additional hole
- Pre-programmed code
- Keypad programmable
- 160 User codes
- Temporary user codes
- Passage mode
- Pin only mode
- Double code entry for maximum security
- Two wire remote release
- 16 Digit tactile metal keypad
- Weatherproof standard
- Audible & visible entry indicator
- Audible low battery alert
- 4 "AA" batteries, 95,000 operations
- Easy installation
- Lifetime Mechanical Warranty; 2 Year Electronic Warranty

IQ1 LITE Cylindrical Lockset Specifications

Door Thickness: 1-3/4" standard;
For thicker doors, Consult factory

Handing: Non-handed

Key Override: Marks "C" keyway, 6 pin w/2 keys, IC Core optional

Lock Body: Cylindrical "Survivor" featuring the "Clutch" for trouble free service

Latch: Grade 2, 2-3/4" backset, 1/2" throw, 3 Hour UL fire rating

Strike Plate: 4-7/8" ASA strike

IQ2 LITE Mortise Lockset Specifications

Door Thickness: 1-3/4" standard;
For thicker doors, Consult factory

Handing: Field reversible

Key Override: 1-1/8" Mortise cylinder, 6 pin w/2 keys

Lock Body: Grade 1, Series 5, 2-3/4" backset, 3/4" anti-friction latch, 3 Hr UL fire rating

Auxiliary Latch: 1/2" throw

Bolt Throw: 1" (Optional deadbolt functions - Consult factory)

Clutch: The "Clutch" for trouble free service

Strike Plate: 4-7/8" ASA standard

IQ7 LITE Rim Exit Device Interface Specifications

Door Thickness: 1-3/4" standard;
For thicker doors, Consult factory

Handing: Non-handed

Key Override: 1-1/8" Mortise cylinder, 6 pin w/2 keys

Clutch: The "Clutch" for trouble free service

Adapter plates operate most manufacturers Rim Exit Devices. Adapter plates for Mounting Exit Devices are sold separately, see page 27.

How To Order Example for i-Qwik LITE Series Electronic Access Control Locksets

| IQ | 1LITE | |
|----------------------|-----------|----------------------------------|
| 1. Lockset Series | 19 Finish | 2. Model Number 26D Finish |

IQ

1LITE (Cylindrical)

1L/26D (Cylindrical)

2LITE (Mortise)

2L/26D (Mortise)

7LITE (Rim Exit Device Interface)

7L/26D (Rim Exit Device Interface)