







I-QWIK DATA SERIES

STAND ALONE ACCESS CONTROL



MARKS #		LOCKSET TYPE - PACKED PER CASE	# OF USERS	AUDIT TRAIL EVENTS	FINISH GROUPS	
IQ1DATA	IQ1D/26D				19 Black Powder Coat; 26D American Levers	26D Satin Chrome
		IQ1: Cylindrical Lockset - <i>PACKED 4 PER CASE</i> For i-Qwik/i-Que Options & Accessories, See Pages 26-27	320	1600	524	598
		IQ2: Mortise Lockset - <i>PACKED 4 PER CASE</i> For i-Qwik/i-Que Options & Accessories, See Pages 26-27	320	1600	813	886
		IQ7: Rim Exit Device Interface - <i>PACKED 6 PER CASE</i> Adapter plates operate most manufacturers Rim Exit Devices. Adapter plates for Mounting Exit Devices are sold separately, see page 27. For i-Qwik/i-Que Options & Accessories, See Pages 26-27	320	1600	713	786

Standard Features

- **CableGard™** protects wires for easy installation
- Weatherproof standard
- Shielded electronics
- 16 Digit tactile metal keypad
- 320 User capability (*upgradable number of users, see page 26*)
- 1600 Event audit trail (*Audit trail requires i-Dat module, see page 30*)
- 160 Scheduled events (*upgradable number of events, see page 26*)
- 32 Programmable holidays
- Real time clock
- Multiple entry codes for max security
- Full scheduling features
- Pin only
- Terminator on/off
- Built in relay
- 3-10 Digit user code
- Temporary user codes
- First manager to arrive
- Panic alarm interface
- Two wire remote release
- Fire tower lock function
- Programmable by keypad or by use of the i-Dat software package (*See page 30 for more information*)
- On-the-door upgradable memory
- Privacy mode (*input to lockout keypad entry optional, consult factory*)
- Scheduled/Manual passage mode
- Audible & visible entry indicator
- Audible low battery alert
- 4 "AA" batteries included
- Lifetime Mechanical Warranty; 2 Year Electronic Warranty
- **Additional Finishes, Consult Factory**

IQ1 DATA Cylindrical Lockset Specifications

Door Thickness: 1-3/4" standard
*Spacer kit available for thinner doors;
 For thicker doors consult factory.*

Handing: Non-handed

Key Override: Marks "C" Keyway, 6 pin w/2 keys, IC Core optional

Lock Body: Grade 2 Cylindrical "Survivor"

Latch: Grade 2, 2-3/4" backset, reversible with 9/16" throw, 3 Hr UL fire rating

Clutch: The "Clutch" for trouble free service

Strike Plate: 4-7/8" ASA strike

IQ2 DATA Mortise Lockset Specifications

Door Thickness: 1-3/4" standard
*Spacer kit available for thinner doors;
 For thicker doors consult factory.*

Handing: Field reversible

Key Override: 1-1/8" Mortise cylinder, Marks "C" Keyway, 6 pin w/2 keys, or 1-3/8" IC Core housing optional

Lock Body: Grade 1, Series 5, 2-3/4" backset, 3/4" anti-friction latch, 3 Hr UL fire rating

Auxiliary Latch: 1/2" throw

Bolt Throw: 1" (*Optional deadbolt functions - Consult factory*)

Hubs: Steel, 5/16" square with security separator

Clutch: The "Clutch" for trouble free service

Strike Plate: 4-7/8" ASA standard

IQ7 DATA Rim Exit Device Interface Specifications

Door Thickness: 1-3/4" - 2-1/4" standard
*Spacer kit available for thinner doors;
 For thicker doors consult factory.*

Handing: Non-handed

Key Override: 1-1/8" Mortise cylinder, Marks "C" Keyway, 6 pin w/2 keys, or 1-3/8" IC Core housing optional

Clutch: The "Clutch" for trouble free service

Adapter plates operate most manufacturers Rim Exit Devices. Adapter plates for Mounting Exit Devices are sold separately, see page 27.

How To Order Example for i-Qwik DATA Series Electronic Access Control Locksets

IQ	2D/26D	—	F22
1. Lockset Series	19 Finish 2. Model Number	26D Finish	4. Options

- | | | | |
|-----------------------------|--|---|---------|
| <input type="checkbox"/> IQ | <input type="checkbox"/> 1DATA (Cylindrical) | <input type="checkbox"/> 1D/26D (Cylindrical) | OPTIONS |
| | <input type="checkbox"/> 2DATA (Mortise) | <input type="checkbox"/> 2D/26D (Mortise) | |
| | <input type="checkbox"/> 7DATA (Rim Exit Device Interface) | <input type="checkbox"/> 7D/26D (Rim Exit Device Interface) | |